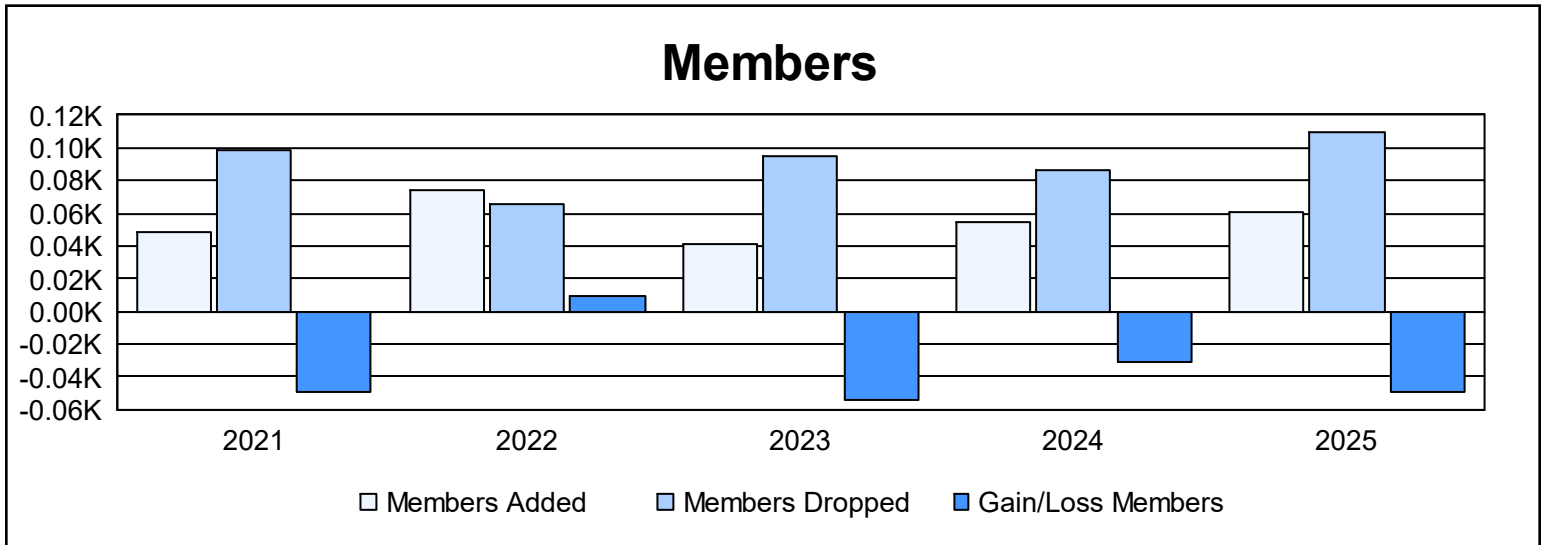
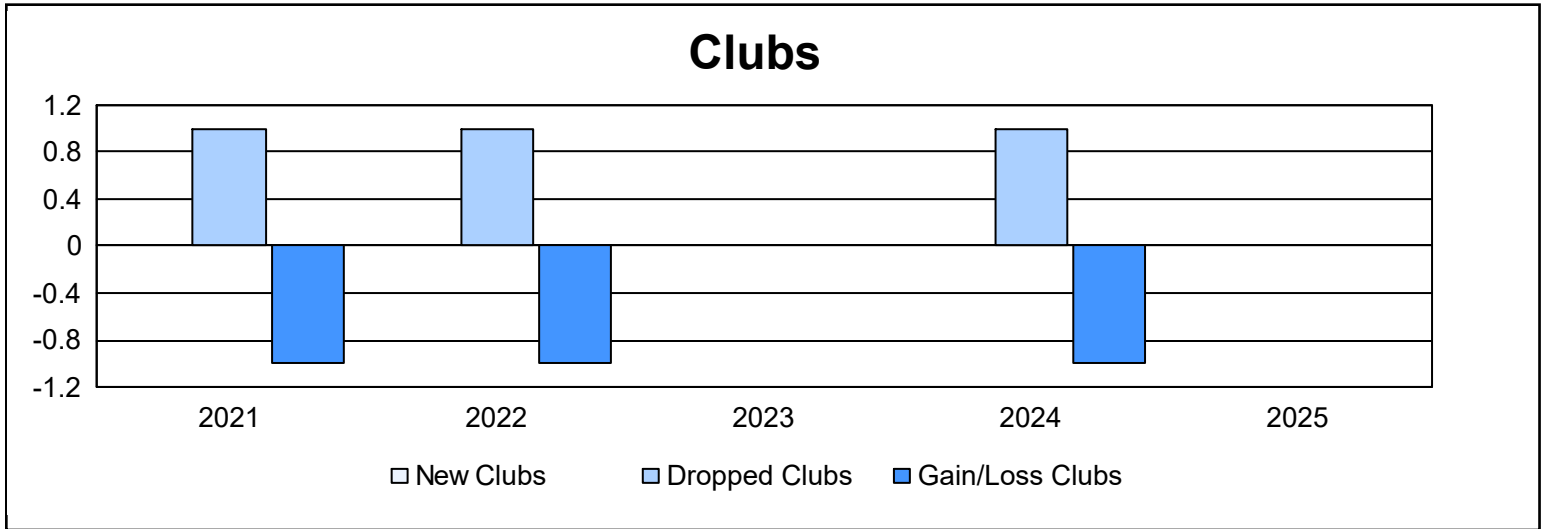
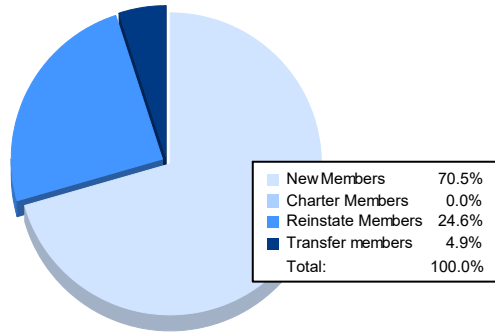


Year	New Clubs	Dropped Clubs	Gain/ Loss Clubs	New Members	Charter Members	Reinstate Members	Transfer Members	Total Member Added	Total Members Dropped	Gain/ Loss Members
2020-2021	0	1	-1	42	1	5	1	49	98	-49
2021-2022	0	1	-1	69	0	0	5	74	65	9
2022-2023	0	0	0	37	1	1	2	41	95	-54
2023-2024	0	1	-1	52	0	1	2	55	86	-31
2024-2025				43	0	15	3	61	110	-49
<b>Average</b>	<b>0</b>	<b>1</b>	<b>-1</b>	<b>49</b>	<b>0</b>	<b>4</b>	<b>3</b>	<b>56</b>	<b>91</b>	<b>-35</b>



### Membership Composition June 2025 Cumulative



### Gender Composition June 2025 Cumulative

